



**Federal  
Communications  
Commission**

**Local and State  
Government  
Advisory  
Committee**

**A Local Government Official's Guide to  
Transmitting Antenna RF Emission Safety:  
Rules, Procedures, and Practical Guidance**



**June 2, 2000**

# **A Local Government Official's Guide to Transmitting Antenna RF Emission Safety: Rules, Procedures, and Practical Guidance**

Over the past two years, the Federal Communications Commission (FCC) and its Local and State Government Advisory Committee (LSGAC) have been working together to prepare a voluntary guide to assist state and local governments in devising efficient procedures for ensuring that the antenna facilities located in their communities comply with the FCC's limits for human exposure to radiofrequency (RF) electromagnetic fields. The attached guide is the product of this joint effort.

We encourage state and local government officials to consult this guide when addressing issues of facilities siting within their communities. This guide contains basic information, in a form accessible to officials and citizens alike, that will alleviate misunderstandings in the complex area of RF emissions safety. This guide is not intended to replace OET Bulletin 65, which contains detailed technical information regarding RF issues, and should continue to be used and consulted for complex sites. The guide contains information, tables, and a model checklist to assist state and local officials in identifying sites that do not raise concerns regarding compliance with the Commission's RF exposure limits. In many cases, the model checklist offers a quick and effective way for state and local officials to establish that particular RF facilities are unlikely to exceed specific federal guidelines that protect the public from the environmental effects of RF emissions. Thus, we believe this guide will facilitate federal, state, and local governments working together to protect the public while bringing advanced and innovative communications services to consumers as rapidly as possible. We hope and expect that use of this guide will benefit state and local governments, service providers, and, most importantly, the American public.

We wish all of you good luck in your facilities siting endeavors.

William E. Kennard, Chairman  
Federal Communications Commission

Kenneth S. Fellman, Chair  
Local and State Government  
Advisory Committee

## A LOCAL GOVERNMENT OFFICIAL'S GUIDE TO TRANSMITTING ANTENNA RF EMISSION SAFETY: RULES, PROCEDURES, AND PRACTICAL GUIDANCE

A common question raised in discussions about the siting of wireless telecommunications and broadcast antennas is, "Will this tower create any health concerns for our citizens?" We have designed this guide to provide you with information and guidance in devising efficient procedures for assuring that the antenna facilities located in your community comply with the Federal Communication Commission's (FCC's) limits for human exposure to radiofrequency (RF) electromagnetic fields.<sup>1</sup>

We have included a checklist and tables to help you quickly identify siting applications that do not raise RF exposure concerns. Appendix A to this guide contains a checklist that you may use to identify "categorically excluded" facilities that are unlikely to cause RF exposures in excess of the FCC's guidelines. Appendix B contains tables and figures that set forth, for some of the most common types of facilities, "worst case" distances beyond which there is no realistic possibility that exposure could exceed the FCC's guidelines.

As discussed below, FCC rules require transmitting facilities to comply with RF exposure guidelines. The limits established in the guidelines are designed to protect the public health with a very large margin of safety. These limits have been endorsed by federal health and safety agencies such as the Environmental Protection Agency and the Food and Drug Administration. The FCC's rules have been upheld by a Federal Court of Appeals.<sup>2</sup> As discussed below, most facilities create maximum exposures that are only a small fraction of the limits. Moreover, the limits themselves are many times below levels that are generally accepted as having the potential to cause adverse health effects. Nonetheless, it is recognized that any instance of noncompliance with the guidelines is potentially very serious, and the FCC has therefore implemented procedures to enforce compliance with its rules. At the same time, state and local governments may wish to verify compliance with the FCC's exposure limits in order to protect their own citizens. As a state or local government official, you can play an important role in ensuring that innovative and beneficial communications services are provided in a manner that is consistent with public health and safety.

This document addresses only the issue of compliance with RF exposure limits established by the FCC. It does not address other issues such as construction, siting, permits, inspection, zoning, environmental review, and placement of antenna facilities within communities. Such issues fall generally under the jurisdiction of states and local governments, within the limits imposed for personal wireless service facilities by Section 332(c)(7) of the Communications Act.<sup>3</sup>

---

<sup>1</sup> This guide is intended to complement, but not to replace, the FCC's OET Bulletin 65, "Evaluating Compliance with FCC Guidelines for Human Exposure to Radiofrequency Electromagnetic Fields," August 1997. Bulletin 65 can be obtained from the FCC's Office of Engineering and Technology (phone: 202-418-2464 or e-mail: rfsafety@fcc.gov). Bulletin 65 can also be accessed and downloaded from the FCC's "RF Safety" website: <http://www.fcc.gov/oet/rfsafety>.

<sup>2</sup> See *Cellular Phone Taskforce v. FCC*, 205 F.3d 82 (2d Cir. 2000).

This document is not intended to provide legal guidance regarding the scope of state or local government authority under Section 332(c)(7) or any other provision of law. Section 332(c)(7)<sup>4</sup> generally preserves state and local authority over decisions regarding the placement, construction, and modification of personal wireless service facilities,<sup>5</sup> subject to specific limitations set forth in Section 332(c)(7). Among other things, Section 332(c)(7) provides that “[n]o State or local government or instrumentality thereof may regulate the placement, construction, and modification of personal wireless service facilities on the basis of the environmental effects of radio frequency emissions to the extent that such facilities comply with the [FCC’s] regulations concerning such emissions.” The full text of Section 332(c)(7) is set forth in Appendix C.

State and local governments and the FCC may differ regarding the extent of state and local legal authority under Section 332(c)(7) and other provisions of law. To the extent questions arise regarding such authority, they are being addressed by the courts. Rather than address these legal questions, this document recognizes that, as a practical matter, state and local governments have a role to play in ensuring compliance with the FCC’s limits, and it provides guidance to assist you in effectively fulfilling that role. The twin goals of this document are: (1) to define and promote locally-adaptable procedures that will provide you, as a local official concerned about transmitting antenna emissions, with adequate assurance of compliance, while (2), at the same time, avoiding the imposition of unnecessary burdens on either the local government process or the FCC’s licensees.

First, we'll start with a summary of the FCC’s RF exposure guidelines and some background information that you'll find helpful. Next, we'll review the FCC’s procedures for verifying compliance with the guidelines and enforcing its rules. Finally, we'll offer you some practical guidance to help you determine if personal wireless service facilities may raise compliance concerns. Note, however, that this guide is only intended to help you distinguish sites that are unlikely to raise compliance concerns from those that may raise compliance concerns, not to identify sites that are out of compliance. Detailed technical information necessary to determine compliance for individual sites is contained in the FCC’s OET Bulletin 65 (see footnote 1, above).

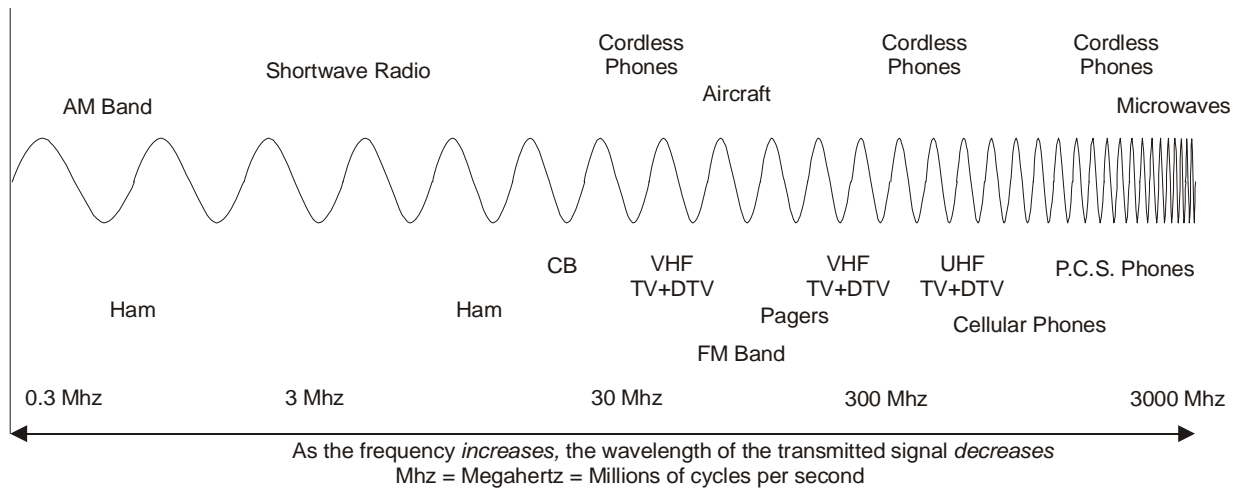
---

<sup>3</sup> 47 U.S.C. § 332(c)(7). Under limited circumstances, the FCC also plays a role in the siting of wireless facilities. Specifically, the FCC reviews applications for facilities that fall within certain environmental categories under the National Environmental Policy Act of 1969 (NEPA), *see* 47 C.F.R. § 1.1307(a). Antenna structures that are over 200 feet in height or located near airport runways must be marked or lighted as specified by the Federal Aviation Administration and must be registered with the FCC, *see* 47 C.F.R. Part 17.

<sup>4</sup> Section 332(c)(7) of the Communications Act is identical to Section 704(a) of the Telecommunications Act of 1996.

<sup>5</sup> “Personal wireless services” generally includes wireless telecommunications services that are interconnected with the public telephone network and are offered commercially to the public. Examples include cellular and similar services (such as Personal Communications Service or “PCS”), paging and similar services, certain dispatch services, and services that use wireless technology to provide telephone service to a fixed location such as a home or office.

Before we start, however, let's take a short tour of the radiofrequency spectrum. RF signals may be transmitted over a wide range of frequencies. The frequency of an RF signal is expressed in terms of cycles per second or "Hertz," abbreviated "Hz." One kilohertz (kHz) equals one thousand Hz, one megahertz (MHz) equals one million Hz, and one gigahertz (GHz) equals one billion Hz. In the figure below, you'll see that AM radio signals are at the lower end of the RF spectrum, while other radio services, such as analog and digital TV (DTV), cellular and PCS telephony, and point-to-point microwave services are much higher in frequency.



**Illustration 1**

The FCC's limits for maximum permissible exposure (MPE) to RF emissions depend on the frequency or frequencies that a person is exposed to. Different frequencies may have different MPE levels. Later in this document we'll show you how this relationship of frequency to MPE limit works.

## I. The FCC's RF Exposure Guidelines and Rules.

Part 1 of the FCC's Rules and Regulations contains provisions implementing the National Environmental Policy Act of 1969 (NEPA). NEPA requires all federal agencies to evaluate the potential environmental significance of an agency action. Exposure to RF energy has been identified by the FCC as a potential environmental factor that must be considered before a facility, operation or transmitter can be authorized or licensed. The FCC's requirements dealing with RF exposure can be found in Part 1 of its rules at 47 C.F.R. § 1.1307(b). The exposure limits themselves are specified in 47 C.F.R. § 1.1310 in terms of frequency, field strength, power density and averaging time. Facilities and transmitters licensed and authorized by the FCC must either comply with these guidelines or else an applicant must file an Environmental Assessment (EA) with the FCC as specified in 47 C.F.R. § 1.1301 *et seq.* An EA is an official document required by the FCC's rules whenever an action may have a significant environmental impact (see discussion below). In practice, however, a potential environmental RF exposure problem is typically resolved before an EA would become necessary. Therefore, compliance with the FCC's RF guidelines constitutes a *de facto* threshold for obtaining FCC approval to construct or operate a station or transmitter. The FCC guidelines are based on exposure criteria

recommended in 1986 by the National Council on Radiation Protection and Measurements (NCRP) and on the 1991 standard developed by the Institute of Electrical and Electronics Engineers (IEEE) and later adopted as a standard by the American National Standards Institute (ANSI/IEEE C95.1-1992).

The FCC's guidelines establish separate MPE limits for "general population/uncontrolled exposure" and for "occupational/controlled exposure." The general population/uncontrolled limits set the maximum exposure to which most people may be subjected. People in this group include the general public not associated with the installation and maintenance of the transmitting equipment. Higher exposure limits are permitted under the "occupational/controlled exposure" category, but only for persons who are exposed as a consequence of their employment (*e.g.*, wireless radio engineers, technicians). To qualify for the occupational/controlled exposure category, exposed persons must be made fully aware of the potential for exposure (*e.g.*, through training), and they must be able to exercise control over their exposure. In addition, people passing through a location, who are made aware of the potential for exposure, may be exposed under the occupational/controlled criteria. The MPE limits adopted by the FCC for occupational/controlled and general population/uncontrolled exposure incorporate a substantial margin of safety and have been established to be well below levels generally accepted as having the potential to cause adverse health effects.

Determining whether a potential health hazard could exist with respect to a given transmitting antenna is not always a simple matter. Several important factors must be considered in making that determination. They include the following: (1) What is the frequency of the RF signal being transmitted? (2) What is the operating power of the transmitting station and what is the actual power radiated from the antenna?<sup>6</sup> (3) How long will someone be exposed to the RF signal at a given distance from the antenna? (4) What other antennas are located in the area, and what is the exposure from those antennas? We'll explore each of these issues in greater detail below.

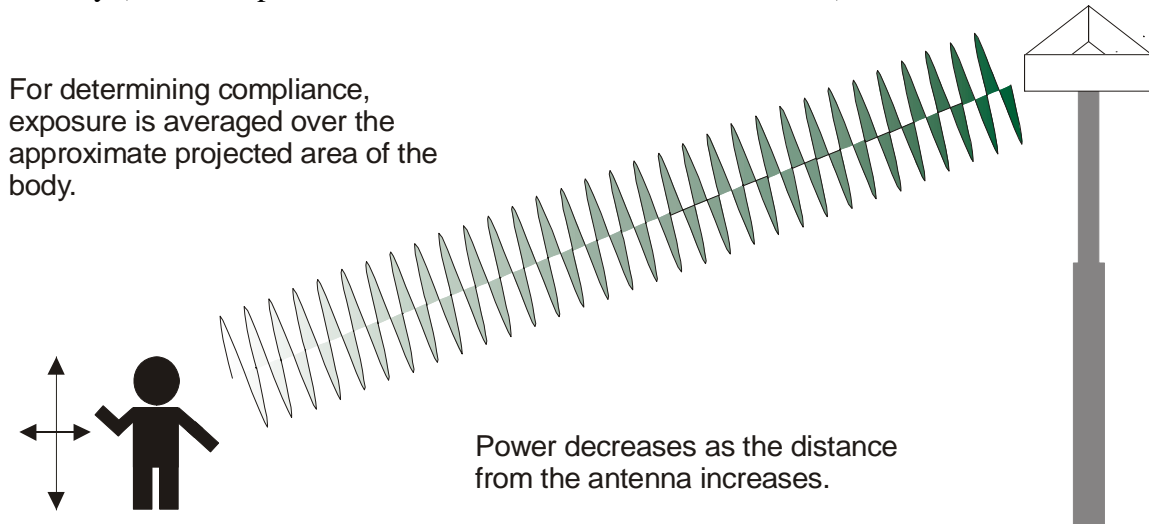
For all frequency ranges at which FCC licensees operate, Section 1.1310 of the FCC's rules establishes maximum permissible exposure (MPE) limits to which people may be exposed. The MPE limits vary by frequency because of the different absorptive properties of the human body at different frequencies when exposed to whole-body RF fields. Section 1.1310 establishes MPE limits in terms of "electric field strength," "magnetic field strength," and "far-field equivalent power density" (power density). For most frequencies used by the wireless services, the most relevant measurement is power density. The MPE limits for power density are given in terms of "milliwatts per square centimeter" or  $\text{mW}/\text{cm}^2$ . One milliwatt equals one thousandth of one watt (1/1000 of a watt).<sup>7</sup> In terms of power density, for a given frequency the FCC MPE limits can be interpreted as specifying the maximum rate that energy can be transferred (*i.e.*, the power) to a square centimeter of a person's body over a period of time (either 6 or 30 minutes, as explained

---

<sup>6</sup> Power travels from a transmitter through cable or other connecting device to the radiating antenna. "Operating power of the transmitting station" refers to the power that is fed from the transmitter (transmitter output power) into the cable or connecting device. "Actual power radiated from the antenna" is the transmitter output power minus the power lost (power losses) in the connecting device plus an apparent increase in power (if any) due to the design of the antenna. Radiated power is often specified in terms of "effective radiated power" or "ERP" or "effective isotropic radiated power" or "EIRP" (see footnote 14).

<sup>7</sup> Thus, by way of illustration, it takes 100,000 milliwatts of power to fully illuminate a 100 watt light bulb.

below). In practice, however, since it is unrealistic to measure separately the exposure of each square centimeter of the body, actual compliance with the FCC limits on RF emissions should be determined by “spatially averaging” a person’s exposure over the projected area of an adult human body (this concept is discussed in the FCC’s OET Bulletin 65).



**Illustration 2**

Electric field strength and magnetic field strength are used to measure “near field” exposure. At frequencies below 300 MHz, these are typically the more relevant measures of exposure, and power density values are given primarily for reference purposes. However, evaluation of far-field equivalent power density exposure may still be appropriate for evaluating exposure in some such cases. For frequencies above 300 MHz, only one field component need be evaluated, and exposure is usually more easily characterized in terms of power density. Transmitters and antennas that operate at 300 MHz or lower include radio broadcast stations, some television broadcast stations, and certain personal wireless service facilities (*e.g.*, some paging stations). Most personal wireless services, including all cellular and PCS, as well as some television broadcast stations, operate at frequencies above 300 MHz. (See Illustration 1.)

As noted above, the MPE limits are specified as time-averaged exposure limits. This means that exposure can be averaged over the identified time interval (30 minutes for general population/uncontrolled exposure or 6 minutes for occupational/controlled exposure). However, for the case of exposure of the general public, time averaging is usually not applied because of uncertainties over exact exposure conditions and difficulty in controlling time of exposure. Therefore, the typical conservative approach is to assume that any RF exposure to the general public will be continuous. The FCC’s limits for exposure at different frequencies are shown in Illustration 3, below:

**Illustration 3. FCC Limits for Maximum Permissible Exposure (MPE)**

**(A) Limits for Occupational/Controlled Exposure**

Frequency Range (MHz)	Electric Field Strength (E) (V/m)	Magnetic Field Strength (H) (A/m)	Power Density (S) (mW/cm <sup>2</sup> )	Averaging Time  E  <sup>2</sup> ,  H  <sup>2</sup> or S (minutes)
0.3-3.0	614	1.63	(100)*	6
3.0-30	1842/f	4.89/f	(900/f <sup>2</sup> )*	6
30-300	61.4	0.163	1.0	6
300-1500	--	--	f/300	6
1500-100,000	--	--	5	6

**(B) Limits for General Population/Uncontrolled Exposure**

Frequency Range (MHz)	Electric Field Strength (E) (V/m)	Magnetic Field Strength (H) (A/m)	Power Density (S) (mW/cm <sup>2</sup> )	Averaging Time  E  <sup>2</sup> ,  H  <sup>2</sup> or S (minutes)
0.3-1.34	614	1.63	(100)*	30
1.34-30	824/f	2.19/f	(180/f <sup>2</sup> )*	30
30-300	27.5	0.073	0.2	30
300-1500	--	--	f/1500	30
1500-100,000	--	--	1.0	30

f = frequency in MHz

\*Plane-wave equivalent power density

NOTE 1: Occupational/controlled limits apply in situations in which persons are exposed as a consequence of their employment provided those persons are fully aware of the potential for exposure and can exercise control over their exposure. Limits for occupational/controlled exposure also apply in situations when an individual is transient through a location where occupational/controlled limits apply provided he or she is made aware of the potential for exposure.

NOTE 2: General population/uncontrolled exposures apply in situations in which the general public may be exposed, or in which persons that are exposed as a consequence of their employment may not be fully aware of the potential for exposure or cannot exercise control over their exposure.

Finally, it is important to understand that the FCC’s limits apply cumulatively to all sources of RF emissions affecting a given area. A common example is where two or more wireless operators have agreed to share the cost of building and maintaining a tower, and to place their antennas on that joint structure. In such a case, the total exposure from the two facilities taken together must be within the FCC guidelines, or else an EA will be required.

**A. Categorically Excluded Facilities**

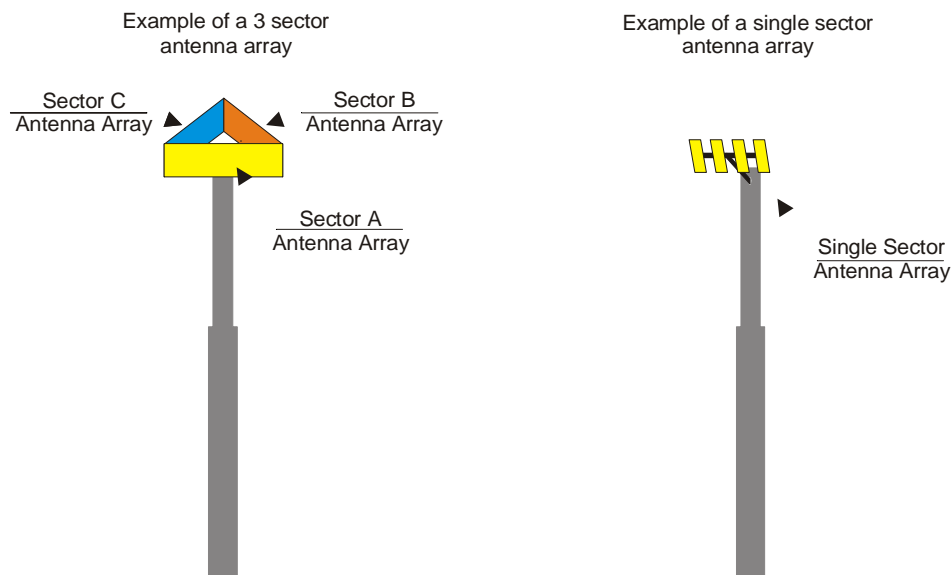
The Commission has determined through calculations and technical analysis that due to their low power or height above ground level, many facilities by their very nature are highly unlikely to



cause human exposures in excess of the guideline limits, and operators of those facilities are exempt from routinely having to determine compliance. Facilities with these characteristics are considered "categorically excluded" from the requirement for routine environmental processing for RF exposure.

Section 1.1307(b)(1) of the Commission's rules sets forth which facilities are categorically excluded.<sup>8</sup> If a facility is categorically excluded, an applicant or licensee may ordinarily assume compliance with the guideline limits for exposure. However, an applicant or licensee must evaluate and determine compliance for a facility that is otherwise categorically excluded if specifically requested to do so by the FCC.<sup>9</sup> If potential environmental significance is found as a result, an EA must be filed with the FCC.

No radio or television broadcast facilities are categorically excluded. Thus, broadcast applicants and licensees must affirmatively determine their facility's compliance with the guidelines before construction, and upon every facility modification or license renewal application. With respect to personal wireless services, a cellular facility is categorically excluded if the total effective radiated power (ERP) of all channels operated by the licensee at a site is 1000 watts or less. If the facility uses sectorized antennas, only the total effective radiated power in each direction is considered. Examples of a 3 sector and a single sector antenna array are shown below:



**Illustration 4**

<sup>8</sup> "The appropriate exposure limits . . . are generally applicable to all facilities, operations and transmitters regulated by the Commission. However, a determination of compliance with the exposure limits . . . (routine environmental evaluation), and preparation of an EA if the limits are exceeded, is necessary only for facilities, operations and transmitters that fall into the categories listed in table 1 [of §1.1307], or those specified in paragraph (b)(2) of this section. All other facilities, operations and transmitters are categorically excluded from making studies or preparing an EA . . ."

<sup>9</sup> See 47 C.F.R §1.1307(c) and (d).

In addition, a cellular facility is categorically excluded, regardless of its power, if it is not mounted on a building and the lowest point of the antenna is at least 10 meters (about 33 feet) above ground level. A broadband PCS antenna array is categorically excluded if the total effective radiated power of all channels operated by the licensee at a site (or all channels in any one direction, in the case of sectorized antennas) is 2000 watts or less. Like cellular, another way for a broadband PCS facility to be categorically excluded is if it is not mounted on a building and the lowest point of the antenna is at least 10 meters (about 33 feet) above ground level. The power threshold for categorical exclusion is higher for broadband PCS than for cellular because broadband PCS operates at a higher frequency where exposure limits are less restrictive. For categorical exclusion thresholds for other personal wireless services, consult Table 1 of Section 1.1307(b)(1).<sup>10</sup>

For your convenience, we have developed the checklist in Appendix A that may be used to streamline the process of determining whether a proposed facility is categorically excluded. You are encouraged to adopt the use of this checklist in your jurisdiction, although such use is not mandatory.

### **B. What If An Applicant Or Licensee Wants To Exceed The Limits Shown In Illustration 3?**

Any FCC applicant or licensee who wishes to construct or operate a facility that, by itself or in combination with other sources of emissions (*i.e.*, other transmitting antennas), may cause human exposures in excess of the guideline limits must file an Environmental Assessment (EA) with the FCC. Where more than one antenna is collocated (for example, on a single tower or rooftop or at a hilltop site), the applicant must take into consideration all of the RF power transmitted by all of the antennas when determining maximum exposure levels. Compliance at an existing site is the shared responsibility of all licensees whose transmitters produce exposure levels in excess of 5% of the applicable exposure limit. A new applicant is responsible for compliance (or submitting an EA) at a multiple-use site if the proposed transmitter would cause non-compliance and if it would produce exposure levels in excess of 5% of the applicable limit.<sup>11</sup>

An applicant or licensee is not permitted to construct or operate a facility that would result in exposure in excess of the guideline limits until the FCC has reviewed the EA and either found no significant environmental impact, or pursued further environmental processing including the preparation of a formal Environmental Impact Statement. As a practical matter, however, this process is almost never invoked for RF exposure issues because applicants and licensees normally undertake corrective actions to ensure compliance with the guidelines before submitting an application to the FCC.

Unless a facility is categorically excluded (explained above), the FCC's rules require a licensee to evaluate a proposed or existing facility's compliance with the RF exposure guidelines and to

---

<sup>10</sup> Table 1 of §1.1307(b)(1) is reproduced in Appendix A to this guide.

<sup>11</sup> For more information, see OET Bulletin 65, or see 47 CFR §1.1307(b)(3).

determine whether an EA is required. In the case of broadcast licensees, who are required to obtain a construction permit from the FCC, this evaluation is required before the application for a construction permit is filed, or the facility is constructed. In addition, if a facility requires the filing of an EA for any reason other than RF emissions, the RF evaluation must be performed before the EA is filed. Factors other than RF emissions that may require the filing of an EA are set out in 47 C.F.R. § 1.1307(a). Otherwise, new facilities that do not require FCC-issued construction permits should be evaluated before they are placed in operation. The FCC also requires its licensees to evaluate existing facilities and operations that are not categorically excluded if the licensee seeks to modify its facilities or renew its license. These requirements are intended to enhance public safety by requiring periodic site compliance reviews.

All facilities that were placed in service before October 15, 1997 (when the current RF exposure guidelines became effective) are expected to comply with the current guidelines no later than September 1, 2000, or the date of a license renewal, whichever is earlier.<sup>12</sup> If a facility cannot meet the September 1, 2000, date, the licensee of that facility must file an EA by that date. Section 1.1307(b) of the FCC's rules requires the licensee to provide the FCC with technical information showing the basis for its determination of compliance upon request.

## **II. How the FCC Verifies Compliance with and Enforces Its Rules.**

### **A. Procedures Upon Initial Construction, Modification, and Renewal.**

The FCC's procedures for verifying that a new facility, or a facility that is the subject of a facility modification or license renewal application, will comply with the RF exposure rules vary depending upon the service involved. Applications for broadcast services (for example, AM and FM stations, and television stations) are reviewed by the FCC's Mass Media Bureau (MMB). As part of every relevant application, the MMB requires an applicant to submit an explanation of what steps will be taken to limit RF exposure and comply with FCC guidelines. The applicant must certify that RF exposure procedures will be coordinated with all collocated entities (usually other stations at a common transmitter site or hill or mountain peak). If the submitted explanation does not adequately demonstrate a facility's compliance with the guidelines, the MMB will require additional supporting data before granting the application.

The Wireless Telecommunications Bureau (WTB) reviews personal wireless service applications (for cellular, PCS, SMR, etc.). For those services that operate under blanket area licenses, including cellular and PCS, the license application and renewal form require the applicant to certify whether grant of the application would have a significant environmental impact so as to require submission of an EA. The applicant's answer to this question covers all of the facilities sites included within the area of the license.

For those services that continue to be licensed by site (*e.g.*, certain paging renewals), the WTB requires a similar certification on the application form for each site. To comply with the FCC's rules, an applicant must determine its own compliance before completing this certification for

---

<sup>12</sup> Prior to October 15, 1997, the Commission applied a different set of substantive guidelines.

every site that is not categorically excluded. The WTB does not, however, routinely require the submission of any information supporting the determination of compliance.

### **B. Procedures For Responding To Complaints About Existing Facilities.**

The FCC frequently receives inquiries from members of the public as to whether a particular site complies with the RF exposure guidelines. Upon receiving these inquiries, FCC staff may ask the inquiring party to describe the site at issue. In many instances, the information provided by the inquiring party does not raise any concern that the site could exceed the limits in the guidelines. FCC staff will then inform the inquiring party of this determination.

In some cases, the information provided by the inquiring party does not preclude the possibility that the limits could be exceeded. Under these circumstances, FCC staff may ask the licensee who operates the facility to supply information demonstrating its compliance. FCC staff may also inspect the site to determine whether it is accessible to the public, and examine other relevant physical attributes. Usually, the information obtained in this manner is sufficient to establish compliance. If compliance is established in this way, FCC staff will inform the inquiring party of this determination.

In some instances, a licensee may be unable to provide information sufficient to establish compliance with the guideline limits. In these cases, FCC staff may test the output levels of individual facilities and evaluate the physical installation. Keep in mind, however, that instances in which physical testing is necessary to verify compliance are relatively rare.

If a site is found to be out of compliance with the RF guidelines, the FCC will require the licensees at the site to remedy the situation. Depending on the service and the nature and extent of the violation, these remedies can include, for example, an immediate reduction in power, a modification of safety barriers, or a modification of the equipment or its installation. Actions necessary to bring a site into compliance are the shared responsibility of all licensees whose facilities cause exposures in that area that exceed 5% of the applicable MPE limit. In addition, licensees may be subject to sanctions for violating the FCC's rules and/or for misrepresentation.

The FCC is committed to responding fully, promptly, and accurately to all inquiries regarding compliance with the RF exposure guidelines, and to taking swift and appropriate action whenever the evidence suggests potential noncompliance. To perform this function effectively, however, the FCC needs accurate information about potentially problematic situations. By applying the principles discussed in this guide about RF emissions, exposure and the FCC's guidelines, state and local officials can fulfill a vital role in identifying and winnowing out situations that merit further attention.

### **III. Practical Guidance Regarding Compliance.**

This section is intended to provide some general guidelines that can be used to identify sites that should not raise serious questions about compliance with FCC RF exposure guidelines. Sites that don't fall into the categories described here may still meet the guidelines, but the determination

of compliance will not be as straightforward. In such cases, a detailed review may be required. The tables and graphs shown in Appendix B are intended only to assist in distinguishing sites that should not raise serious issues from sites that may require further inquiry. They are not intended for use in identifying sites that are out of compliance. As noted above, the factors that can affect exposure at any individual site, particularly a site containing multiple facilities, are too numerous and subtle to be practically encompassed within this framework.

Applying the basic principles discussed in this guide should allow you to eliminate a large number of sites from further consideration with respect to health concerns. You may find it useful to contact a qualified radio engineer to assist you in your inquiry. Many larger cities and counties, and most states, have radio engineers on staff or under contract. In smaller jurisdictions, we recommend you seek initial assistance from other jurisdictions, universities that have RF engineering programs, or perhaps the engineer in charge of your local broadcast station(s).

We'll exclude any discussion of broadcast sites. As explained before, broadcast licensees are required to submit site-specific information on each facility to the FCC for review, and that information is publicly available at the station as long as the application is pending. The focus in this section is on personal wireless services, particularly cellular and broadband PCS, the services that currently require the largest numbers of new and modified facilities. Many other personal wireless services, however, such as paging services, operate in approximately the same frequency ranges as cellular and broadband PCS.<sup>13</sup> Much of the information here is broadly applicable to those services as well, and specific information is provided in Appendix B for paging and narrowband PCS operations over frequency bands between 901 and 940 MHz.

Finally, this section only addresses the general population/uncontrolled exposure guidelines, since compliance with these guidelines generally causes the most concern to state and local governments. Compliance with occupational/controlled exposure limits should be examined independently.

#### **A. Categorically Excluded Facilities.**

As a first step in evaluating a siting application for compliance with the FCC's guidelines, you will probably want to consider whether the facility is categorically excluded under the FCC's rules from routine evaluation for compliance. The checklist in Appendix A will guide you in making this determination. Because categorically excluded facilities are unlikely to cause any exposure in excess of the FCC's guidelines, determination that a facility is categorically excluded should generally suffice to end the inquiry.

#### **B. Single Facility Sites.**

If a wireless telecommunications facility is not categorically excluded, you may want to evaluate potential exposure using the methods discussed below and the tables and figures in Appendix B.

---

<sup>13</sup> The major exception is fixed wireless services, which often operate at much higher frequencies. In addition, some paging and other licensees operate at lower frequencies

If you "run the numbers" using the conservative approaches promoted in this paper and the site in question does not exceed these values, then you generally need look no further. Alternately, if the "numbers" don't pass muster, you may have a genuine concern. But remember, there may be other factors (*i.e.*, power level, height, blockages, etc.) that contribute to whether the site complies with FCC guidelines.

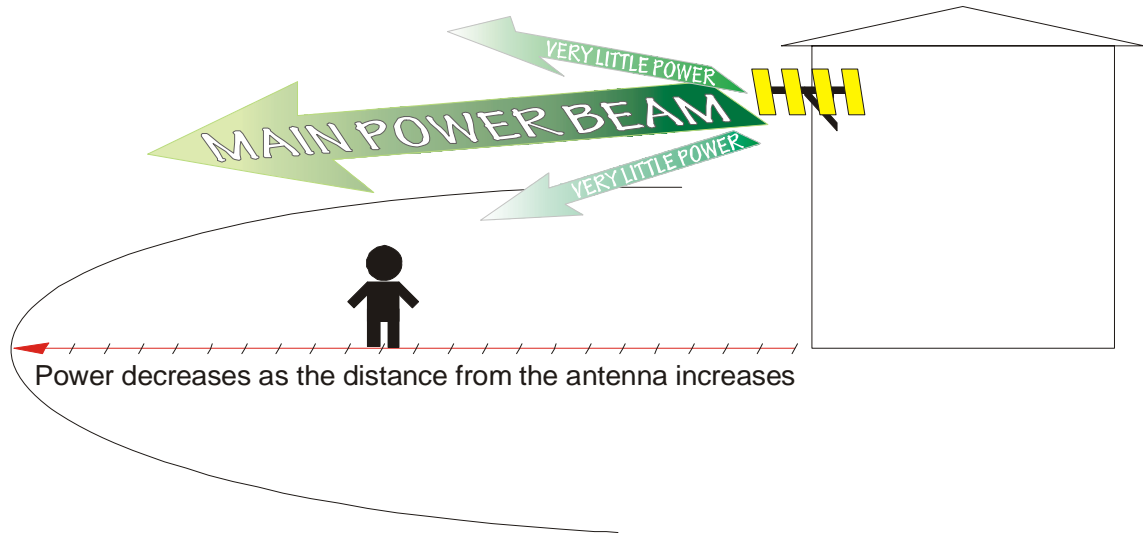
Where a site contains only one antenna array, the maximum exposure at any point in the horizontal plane can be predicted by calculations. The tables and graphs in Appendix B show the maximum distances in the horizontal plane from an antenna at which a person could possibly be exposed in excess of the guidelines at various levels of effective radiated power (ERP).<sup>14</sup> Thus, if people are not able to come closer to an antenna than the applicable distance shown in Appendix B, there should be no cause for concern about exposure exceeding the FCC guidelines. The tables and graphs apply to the following wireless antennas: (1) cellular omni-directional antennas (Table B1-1 and Figure B1-1); (2) cellular sectorized antennas (Table B1-2 and Figure B1-2); (3) broadband PCS sectorized antennas (Table B1-3 and Figure B1-3);<sup>15</sup> and (4) high-power (900 MHz-band) paging antennas (Table B1-4 and Figure B1-4). Table B1-4 and Figure B1-4 can also be used for omni-directional, narrowband (900 MHz) PCS antennas. Note that both tables and figures in Appendix B have been provided. In some cases it may be easier to use a table to estimate exposure distances, but figures may also be used when a more precise value is needed that may not be listed in a table.

It's important to note that the predicted distances set forth in Appendix B are based on a very conservative, "worst case" scenario. In other words, Appendix B identifies the furthest distance from the antenna that presents even a remote realistic possibility of RF exposure that could exceed the FCC guidelines. The power levels are based on the approximate maximum number of channels that an operator is likely to operate at one site. It is further assumed that each channel operates with the maximum power permitted under the FCC's rules and that all of these channels are "on" simultaneously, an unlikely scenario. This is a very conservative assumption. In reality, most sites operate at a fraction of the maximum permissible power and many sites use fewer than the maximum number of channels. Therefore, actual exposure levels would be expected to be well below the predicted values. Another mitigating factor could be the presence of intervening structures, such as walls, that will reduce RF exposure by variable amounts. For all these reasons, the values given in these tables and graphs are considered to be quite conservative and should over-predict actual exposure levels.

---

<sup>14</sup> ERP is the apparent effective amount of power leaving the transmit antenna. The ERP is determined by factors including but not limited to transmitter output power, coaxial line loss between the transmitter and the antenna, and the "gain" (focusing effect) of the antenna. In some cases, power may also be expressed in terms of EIRP (effective isotropically radiated power). Therefore, for convenience, the tables in Appendix B also include a column for EIRP. ERP and EIRP are related by the mathematical expression:  $(1.64) \times \text{ERP} = \text{EIRP}$ .

<sup>15</sup> Because broadband PCS antennas are virtually always sectorized, no information is provided for omni-directional PCS antennas.



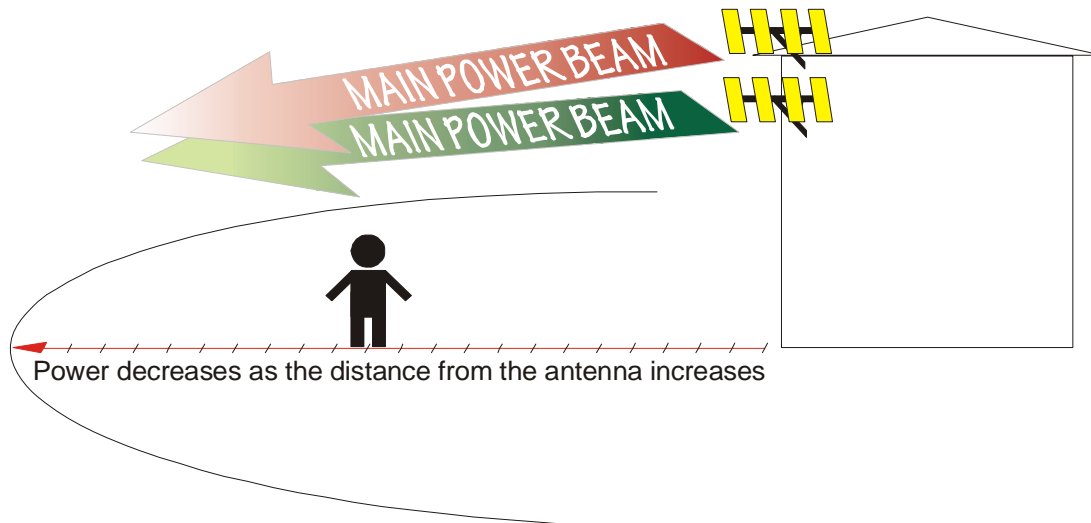
**Illustration 5**

Personal wireless service antennas typically do not emit high levels of RF energy directed above or below the horizontal plane of the antenna. Although the precise amount of energy transmitted outside the horizontal plane will depend upon the type of antenna used, we are aware of no wireless antennas that produce significant non-horizontal transmissions. Thus, exposures even a small distance below the horizontal plane of these antennas would be significantly less than in the horizontal plane. As discussed above, the tables and figures in Appendix B show distances in the horizontal plane from typical antennas at which exposures could potentially exceed the guidelines, assuming “worst case” operating conditions at maximum possible power levels. In any direction other than horizontal, including diagonal or straight down, these “worst case” distances would be significantly less.

Where unidirectional antennas are used, exposure levels within or outside the horizontal plane in directions other than those where the antennas are aimed will typically be insignificant. In addition, many new antennas are being designed with shielding capabilities to minimize emissions in undesired directions.

### **C. Multiple Facility Sites.**

Where multiple facilities are located at a single site, the FCC’s rules require the total exposure from all facilities to fall within the guideline limits, unless an EA is filed and approved. In such cases, however, calculations of predicted exposure levels and overall evaluation of the site may become much more complicated. For example, different transmitters at a site may operate different numbers of channels, or the operating power per channel may vary from transmitter to transmitter. Transmitters may also operate on different frequencies (for example, one antenna array may belong to a PCS operator, while the other belongs to a cellular operator). A large number of variables such as these make the calculations more time consuming, and make it difficult to apply a simple rule-of-thumb test. See the following illustration.



**Illustration 6**

However, we can be overly conservative and estimate a "worst case" exposure distance for compliance by assuming that the total power (e.g., ERP) of all transmitting antennas at the site is concentrated in the antenna that is closest to the area in question. (In the illustration above, this would be the antenna that is mounted lower on the building.) Then the values in the tables and graphs in Appendix B may be used as if this were the only antenna at the site, with radiated power equal to the sum of the actual radiated power of all antennas at the site. Actual RF exposure at any point will always be less than the exposure calculated using these assumptions. Thus, if people are not able to come closer to a group of antennas than the applicable distance shown in Appendix B using these assumptions, there should be no cause for concern about exposure exceeding the FCC guidelines. This is admittedly an extremely conservative procedure, but it may be of assistance in making a "first cut" at eliminating sites from further consideration.

#### **IV. Conclusion.**

We've highlighted many of the most common concerns and questions raised by the siting of wireless telecommunications and broadcast antennas. Applying the principles outlined in this guide will allow you to make initial conservative judgments about whether RF emissions are or should be of concern, consistent with the FCC's rules.

As we have explained, when first evaluating a siting application for compliance with the FCC's guidelines, you will probably want to consider whether the facility is categorically excluded under the FCC's rules from routine evaluation for compliance. The checklist in Appendix A will guide you in making this determination. Because categorically excluded facilities are unlikely to cause any exposure in excess of the FCC's guidelines, determination that a facility is categorically excluded should generally suffice to end the inquiry.

If a wireless telecommunications facility is not categorically excluded, you may want to evaluate potential exposure using the methods discussed in Part III of this paper and the tables and figures in Appendix B. If the site in question does not exceed the values, then you generally need look no further. Alternately, if the values don't pass muster, you may have a genuine concern. But



remember, there may be other factors (*i.e.*, power level, height, blockages, etc.) that contribute to whether the site complies with FCC guidelines.

If you have questions about compliance, your initial point of exploration should be with the facilities operator in question. That operator is required to understand the FCC's rules and to know how to apply them in specific cases at specific sites. If, after diligently pursuing answers from the operator, you still have genuine questions regarding compliance, you should contact the FCC at one of the numbers listed below. Provision of the information identified in the checklist in Appendix A may assist the FCC in evaluating your inquiry.

General Information: Compliance and Information Bureau, (888) CALL-FCC

Concerns About RF Emissions Exposure at a Particular Site: Office of Engineering and Technology, RF Safety Program, phone (202) 418-2464, FAX (202) 418-1918, e-mail [rfsafety@fcc.gov](mailto:rfsafety@fcc.gov)

Licensing and Site Information Regarding Wireless Telecommunications Services: Wireless Telecommunications Bureau, Commercial Wireless Division, (202) 418-0620

Licensing and Site Information Regarding Broadcast Radio Services: Mass Media Bureau, Audio Services Division, (202) 418-2700

Licensing and Site Information Regarding Television Service (Including DTV): Mass Media Bureau, Video Services Division, (202) 418-1600

Also, note that the RF Safety Program Web site is a valuable source of general information on the topic of potential biological effects and hazards of RF energy. For example, OET recently updated its OET Bulletin 56 ("Questions and Answers about Biological Effects and Potential Hazards of Radiofrequency Electromagnetic Fields"). This latest version is available from the program and can be accessed and downloaded from the FCC's web site at:

<http://www.fcc.gov/oet/rfsafety/>

**APPENDIX A**

*Optional Checklist for Determination  
Of Whether a Facility is Categorically Excluded*

**Optional Checklist for Local Government  
To Determine Whether a Facility is Categorically Excluded**

Purpose: The FCC has determined that many wireless facilities are unlikely to cause human exposures in excess of RF exposure guidelines. Operators of those facilities are exempt from routinely having to determine their compliance. These facilities are termed "categorically excluded." Section 1.1307(b)(1) of the Commission's rules defines those categorically excluded facilities. This checklist will assist state and local government agencies in identifying those wireless facilities that are categorically excluded, and thus are highly unlikely to cause exposure in excess of the FCC's guidelines. Provision of the information identified on this checklist may also assist FCC staff in evaluating any inquiry regarding a facility's compliance with the RF exposure guidelines.

**BACKGROUND INFORMATION**

- 1. Facility Operator's Legal Name: \_\_\_\_\_
- 2. Facility Operator's Mailing Address: \_\_\_\_\_
- 3. Facility Operator's Contact Name/Title: \_\_\_\_\_
- 4. Facility Operator's Office Telephone: \_\_\_\_\_
- 5. Facility Operator's Fax: \_\_\_\_\_
- 6. Facility Name: \_\_\_\_\_
- 7. Facility Address: \_\_\_\_\_
- 8. Facility City/Community: \_\_\_\_\_
- 9. Facility State and Zip Code: \_\_\_\_\_
- 10. Latitude: \_\_\_\_\_
- 11. Longitude: \_\_\_\_\_

continue  
→

Optional Local Government Checklist (page 2)

**EVALUATION OF CATEGORICAL EXCLUSION**

- 12. Licensed Radio Service (see attached Table 1): \_\_\_\_\_
- 13. Structure Type (free-standing or building/roof-mounted): \_\_\_\_\_
- 14. Antenna Type [omnidirectional or directional (includes sectored)]: \_\_\_\_\_
- 15. Height above ground of the lowest point of the antenna (in meters): \_\_\_\_\_
- 16.  Check if all of the following are true:
  - (a) This facility will be operated in the Multipoint Distribution Service, Paging and Radiotelephone Service, Cellular Radiotelephone Service, Narrowband or Broadband Personal Communications Service, Private Land Mobile Radio Services Paging Operations, Private Land Mobile Radio Service Specialized Mobile Radio, Local Multipoint Distribution Service, or service regulated under Part 74, Subpart I (see question 12).
  - (b) This facility will not be mounted on a building (see question 13).
  - (c) The lowest point of the antenna will be at least 10 meters above the ground (see question 15).

If box 16 is checked, this facility is categorically excluded and is unlikely to cause exposure in excess of the FCC's guidelines. The remainder of the checklist need not be completed. If box 16 is not checked, continue to question 17.

- 17. Enter the power threshold for categorical exclusion for this service from the attached Table 1 in watts ERP or EIRP\* (note:  $EIRP = (1.64) \times ERP$ ): \_\_\_\_\_
- 18. Enter the total number of channels if this will be an omnidirectional antenna, or the maximum number of channels in any sector if this will be a sectored antenna: \_\_\_\_\_
- 19. Enter the ERP or EIRP per channel (using the same units as in question 17): \_\_\_\_\_
- 20. Multiply answer 18 by answer 19: \_\_\_\_\_
- 21. Is the answer to question 20 less than or equal to the value from question 17 (yes or no)? \_\_\_\_\_

If the answer to question 21 is YES, this facility is categorically excluded. It is unlikely to cause exposure in excess of the FCC's guidelines.

If the answer to question 21 is NO, this facility is not categorically excluded. Further investigation may be appropriate to verify whether the facility may cause exposure in excess of the FCC's guidelines.

---

\*"ERP" means "effective radiated power" and "EIRP" means "effective isotropic radiated power"

TABLE 1: TRANSMITTERS, FACILITIES AND OPERATIONS SUBJECT TO ROUTINE ENVIRONMENTAL EVALUATION

SERVICE (TITLE 47 CFR RULE PART)	EVALUATION REQUIRED IF:
Experimental Radio Services (part 5)	power > 100 W ERP (164 W EIRP)
Multipoint Distribution Service (subpart K of part 21)	<u>non-building-mounted antennas</u> : height above ground level to lowest point of antenna < 10 m <u>and</u> power > 1640 W EIRP <u>building-mounted antennas</u> : power > 1640 W EIRP
Paging and Radiotelephone Service (subpart E of part 22)	<u>non-building-mounted antennas</u> : height above ground level to lowest point of antenna < 10 m <u>and</u> power > 1000 W ERP (1640 W EIRP) <u>building-mounted antennas</u> : power > 1000 W ERP (1640 W EIRP)
Cellular Radiotelephone Service (subpart H of part 22)	<u>non-building-mounted antennas</u> : height above ground level to lowest point of antenna < 10 m <u>and</u> total power of all channels > 1000 W ERP (1640 W EIRP) <u>building-mounted antennas</u> : total power of all channels > 1000 W ERP (1640 W EIRP)

TABLE 1 (cont.)

SERVICE (TITLE 47 CFR RULE PART)	EVALUATION REQUIRED IF:
<p>Personal Communications Services (part 24)</p>	<p>(1) Narrowband PCS (subpart D):  <u>non-building-mounted antennas</u>: height above ground level to lowest point of antenna &lt; 10 m <u>and</u> total power of all channels &gt; 1000 W ERP (1640 W EIRP)  <u>building-mounted antennas</u>: total power of all channels &gt; 1000 W ERP (1640 W EIRP)</p> <p>(2) Broadband PCS (subpart E):  <u>non-building-mounted antennas</u>: height above ground level to lowest point of antenna &lt; 10 m <u>and</u> total power of all channels &gt; 2000 W ERP (3280 W EIRP)  <u>building-mounted antennas</u>: total power of all channels &gt; 2000 W ERP (3280 W EIRP)</p>
<p>Satellite Communications (part 25)</p>	<p>all included</p>
<p>General Wireless Communications Service (part 26)</p>	<p>total power of all channels &gt; 1640 W EIRP</p>
<p>Wireless Communications Service (part 27)</p>	<p>total power of all channels &gt; 1640 W EIRP</p>
<p>Radio Broadcast Services (part 73)</p>	<p>all included</p>

TABLE 1 (cont.)

SERVICE (TITLE 47 CFR RULE PART)	EVALUATION REQUIRED IF:
<p>Experimental, auxiliary, and special broadcast and other program distributional services (part 74)</p>	<p>subparts A, G, L: power &gt; 100 W ERP</p> <p>subpart I:  <u>non-building-mounted antennas</u>: height above ground level to lowest point of antenna &lt; 10 m <u>and</u> power &gt; 1640 W EIRP  <u>building-mounted antennas</u>: power &gt; 1640 W EIRP</p>
<p>Stations in the Maritime Services (part 80)</p>	<p>ship earth stations only</p>
<p>Private Land Mobile Radio Services Paging Operations (part 90)</p>	<p><u>non-building-mounted antennas</u>: height above ground level to lowest point of antenna &lt; 10 m <u>and</u> power &gt; 1000 W ERP (1640 W EIRP)  <u>building-mounted antennas</u>: power &gt; 1000 W ERP (1640 W EIRP)</p>
<p>Private Land Mobile Radio Services Specialized Mobile Radio (part 90)</p>	<p><u>non-building-mounted antennas</u>: height above ground level to lowest point of antenna &lt; 10 m <u>and</u> total power of all channels &gt; 1000 W ERP (1640 W EIRP)  <u>building-mounted antennas</u>: total power of all channels &gt; 1000 W ERP (1640 W EIRP)</p>

TABLE 1 (cont.)

SERVICE (TITLE 47 CFR RULE PART)	EVALUATION REQUIRED IF:
Amateur Radio Service (part 97)	transmitter output power > levels specified in § 97.13(c)(1) of this chapter
Local Multipoint Distribution Service (subpart L of part 101)	<p><u>non-building-mounted antennas</u>: height above ground level to lowest point of antenna &lt; 10 m <b>and</b> power &gt; 1640 W EIRP</p> <p><u>building-mounted antennas</u>: power &gt; 1640 W EIRP</p> <p>LMDS licensees are required to attach a label to subscriber transceiver antennas that: (1) provides adequate notice regarding potential radiofrequency safety hazards, <i>e.g.</i>, information regarding the safe minimum separation distance required between users and transceiver antennas; and (2) references the applicable FCC-adopted limits for radiofrequency exposure specified in § 1.1310 of this chapter.</p>



**APPENDIX B**

*Estimated "Worst Case" Distances that Should be Maintained from  
Single Cellular, PCS, and Paging Base Station Antennas*

Table B1-1. Estimated "worst case" horizontal\* distances that should be maintained from a single, omni-directional, **cellular base-station** antenna to meet FCC RF exposure guidelines

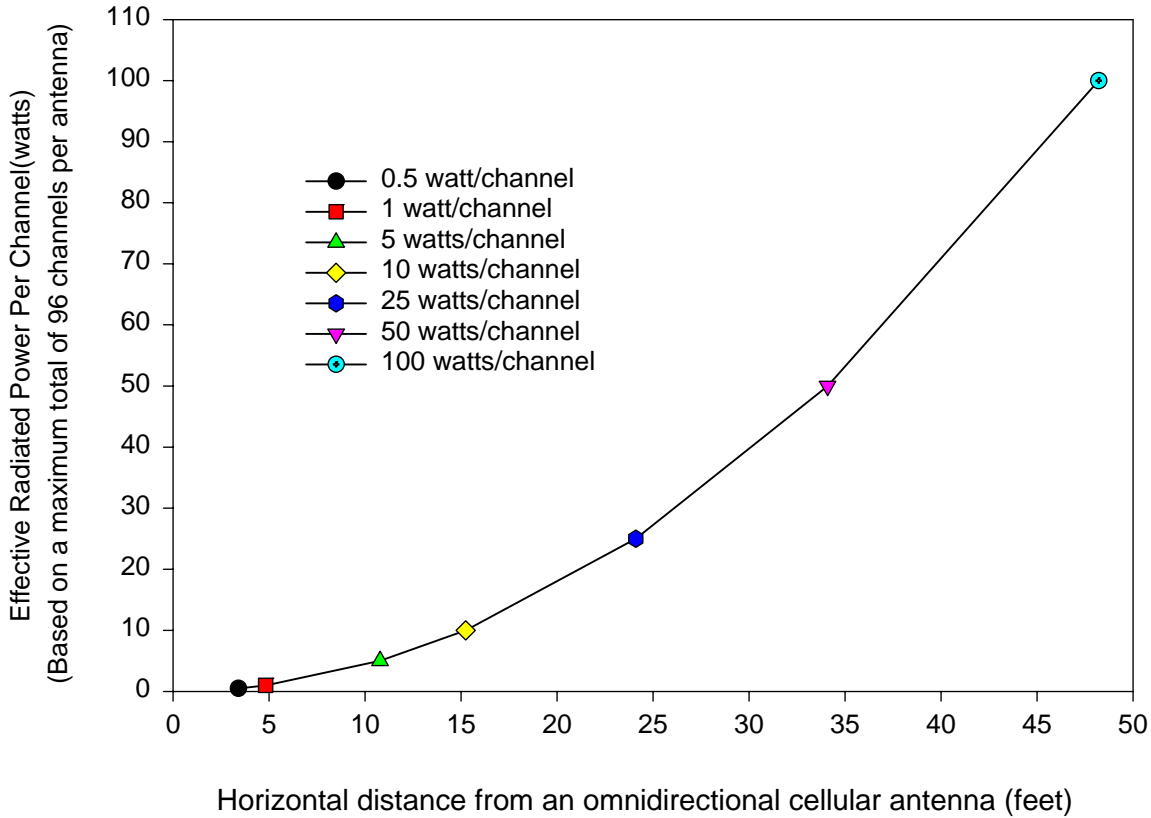
Effective Radiated Power (watts) per channel based on maximum total of 96 channels per antenna	Effective Isotropic Radiated Power (watts) per channel based on a maximum total of 96 channels per antenna	Horizontal* distance (feet) that should be maintained from a single omni-directional cellular antenna
0.5	0.82	3.4
1	1.6	4.8
5	8.2	10.8
10	16.4	15.2
25	41	24.1
50	82	34.1
100	164	48.2

For intermediate values not shown on this table, please refer to the Figure B1-1

\*These distances are based on exposure at same level as the antenna, for example, on a rooftop or in a building directly across from and at the same height as the antenna.

Note: These estimates are worst case, assuming an omnidirectional antenna using 96 channels. If the systems are using fewer channels, the actual horizontal distances that must be maintained will be less. Cellular omnidirectional antennas transmit more or less equally from the antenna in all horizontal directions and transmit relatively little energy directly toward the ground. Therefore, these distances are even more conservative for “non-horizontal” distances, for example, distances directly below an antenna.

Figure B1-1. Estimated "worst case" horizontal\* distances that should be maintained from a single omni-directional **cellular base station** antenna to meet FCC RF exposure guidelines



\* These distances are based on exposure at same level as antenna, for example, on a rooftop or in a building directly across from and at the same height as the antenna.

Note: These estimates are worst case, assuming an omnidirectional antenna using 96 channels. If the systems are using fewer channels, the actual horizontal distances that must be maintained will be less. Cellular omnidirectional antennas transmit more or less equally from the antenna in all horizontal directions and transmit relatively little energy directly toward the ground.

Table B1-2. Estimated "worst case" horizontal\* distances that should be maintained from a single, sectorized, **cellular base-station** antenna to meet FCC RF exposure guidelines

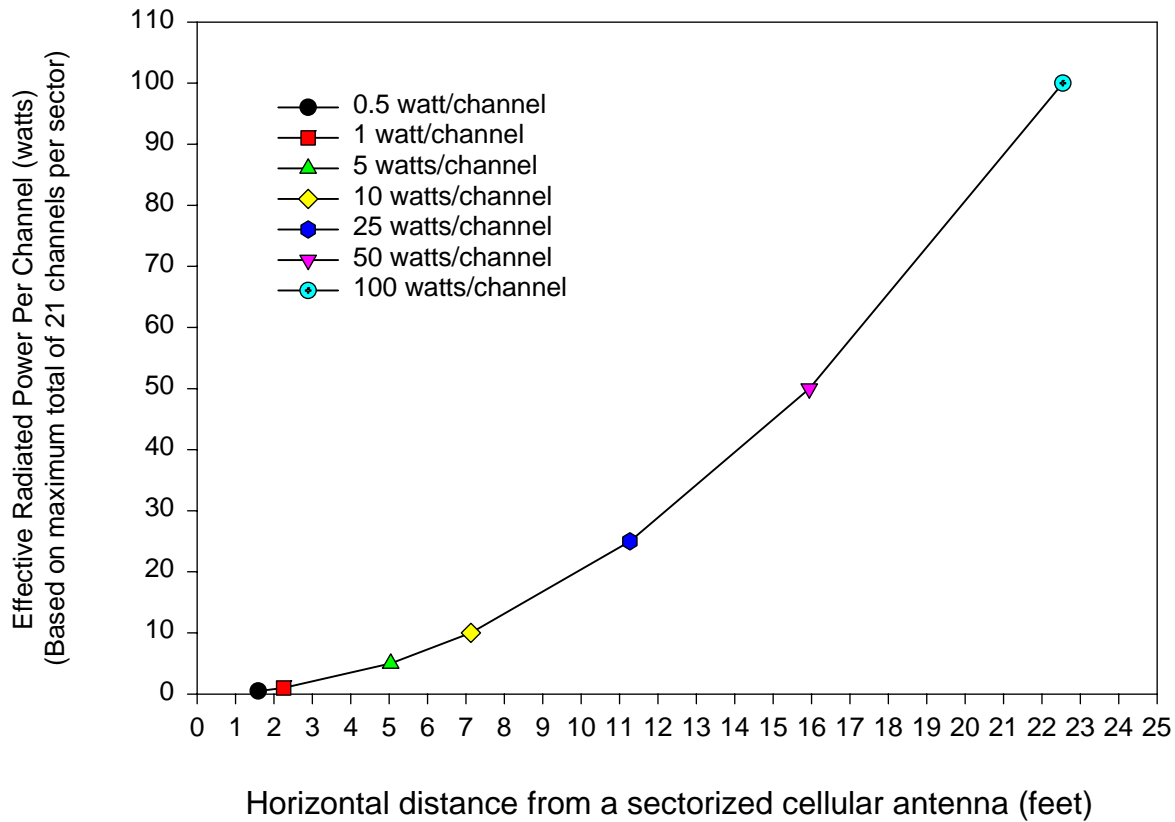
Effective Radiated Power (watts) per channel based on maximum total of 21 channels per sector	Effective Isotropic Radiated Power (watts) per channel based on maximum total of 21 channels per sector	Horizontal* distance (feet) that should be maintained from a single sectorized cellular antenna
0.5	0.82	1.6
1	1.6	2.3
5	8.2	5
10	16.4	7.1
25	41	11.3
50	82	16
100	164	22.6

For intermediate values not shown on this table, please refer to the Figure B1-2

\*These distances are based on exposure at same level as the antenna, for example, on a rooftop or in a building directly across from and at the same height as the antenna.

Note: These estimates are "worst case," assuming a sectorized antenna using 21 channels. If the systems are using fewer channels, the actual horizontal distances that must be maintained will be less. Cellular sectorized antennas transmit more or less in one direction from the antenna in a horizontal direction and transmit relatively little energy directly toward the ground. Therefore, these distances are even more conservative for “non-horizontal” distances, for example, distances directly below an antenna.

Figure B1-2. Estimated "worst case" horizontal\* distances that should be maintained from a single sectorized, **cellular base station** antenna to meet FCC RF exposure guidelines



\* These distances are based on exposure at same level as antenna, for example, on a rooftop or in a building directly across from and at the same height as the antenna.

Note: These estimates are "worst case", assuming a sectorized antenna using 21 channels. If the systems are using fewer channels, the actual horizontal distances that must be maintained will be less. Cellular sectorized antennas transmit more or less in one direction from the antenna in a horizontal direction and transmit relatively little energy directly toward the ground.

Table B1-3. Estimated "worst case" horizontal\* distances that should be maintained from a single sectorized **Broadband PCS base station** antenna to meet FCC RF exposure guidelines

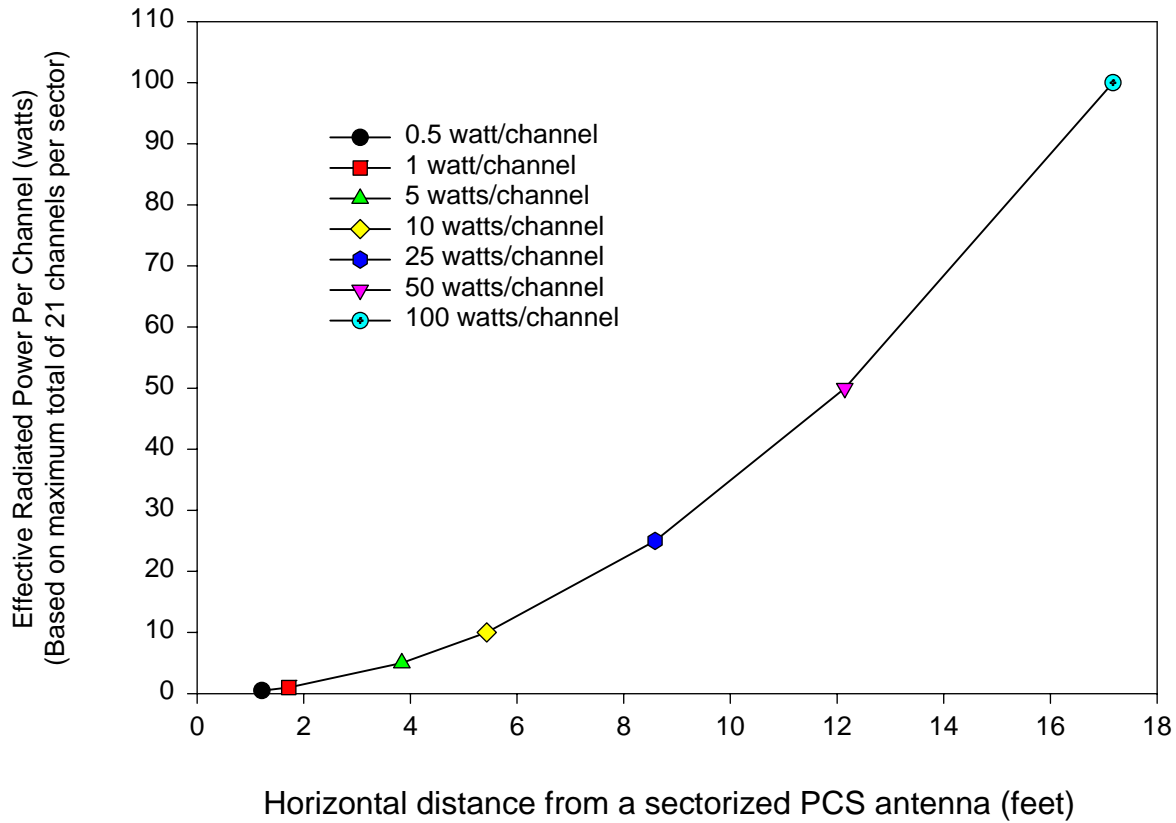
Effective Radiated Power (watts) per channel based on maximum total of 21 channels per sector	Effective Isotropic Radiated Power (watts) per channel based on maximum total of 21 channels per sector	Horizontal* distance (feet) that should be maintained from a single sectorized Broadband PCS antenna
0.5	0.82	1.2
1	1.6	1.7
5	8.2	3.8
10	16.4	5.4
25	41	8.6
50	82	12.1
100	164	17.2

For intermediate values not shown on this table, please refer to the Figure B1-3

\*These distances are based on exposure at same level as the antenna, for example, on a rooftop or in a building directly across from and at the same height as the antenna.

Note: These estimates are "worst case," assuming a sectorized antenna using 21 channels. If the system is using fewer than 21 channels, the actual horizontal distances that must be maintained will be less. PCS sectorized antennas transmit more or less in one direction from the antenna in a horizontal direction and transmit relatively little energy directly toward the ground. Therefore, these distances are even more conservative for “non-horizontal” distances, for example, distances directly below an antenna.

Figure B1-3. Estimated "worst case" horizontal\* distances that should be maintained from a single sectorized, **PCS base station** antenna to meet FCC RF exposure guidelines



\* These distances are based on exposure at same level as antenna, for example, on a rooftop or in a building directly across from and at the same height as the antenna.

Note: These estimates are "worst case", assuming a sectorized antenna using 21 channels. If the systems are using fewer channels, the actual horizontal distances that must be maintained will be less. PCS sectorized antennas transmit more or less in one direction from the antenna in a horizontal direction and transmit relatively little energy directly toward the ground.

Table B1-4. Estimated "worst case" horizontal\* distances that should be maintained from a single omnidirectional **paging** or **narrowband PCS** antenna to meet FCC RF exposure guidelines. Note: this table and the associated figure only apply to the 900-940 MHz band; paging antennas at other frequencies are subject to different values.

Effective Radiated Power (watts) based on one channel per antenna	Effective Isotropic Radiated Power (watts)	Horizontal* distance (feet) that should be maintained from a single omnidirectional paging or narrowband PCS antenna
50	82	3.4
100	164	4.8
250	410	7.5
500	820	10.6
1,000	1,640	15.1
2,000	3,280	21.3
3,500	5,740	28.2

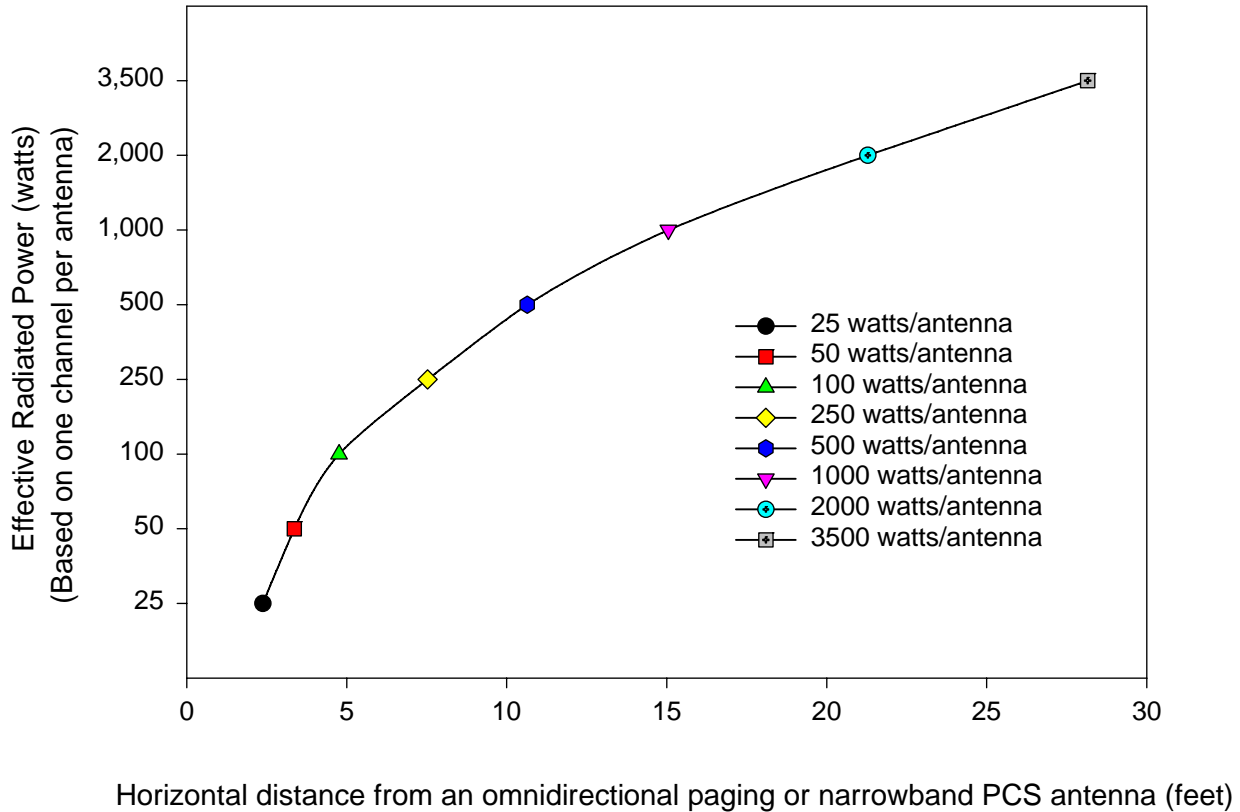
For intermediate values not shown on this table, please refer to the Figure B1-4

\*These distances are based on exposure at same level as the antenna, for example, on a rooftop or in a building directly across from and at the same height as the antenna.

Note: These distances assume only one frequency (channel) per antenna. Distances would be greater if more than one channel is used per antenna. Omnidirectional paging and narrowband PCS antennas transmit more or less equally from the antenna in all horizontal directions and transmit relatively little energy toward the ground. Therefore, these distances are even more conservative for “non-horizontal” distances, for example, distances directly below an antenna.



Figure B1-4. Estimated "worst case" horizontal\* distances that should be maintained from a single omnidirectional **paging** or **narrowband PCS** antenna to meet FCC RF exposure guidelines.  
 Note: this figure and the associated table only apply to the 900-940 MHz band; paging antennas at other frequencies are subject to different values



\* These distances are based on exposure at the same level as the antenna, for example, on a rooftop or building directly across from and at the same height as the antenna.

Note: These distances assume only one frequency (channel) per antenna. Distances would be greater if more than one channel is used per antenna. Omnidirectional paging and narrowband PCS antennas transmit more or less equally from the antenna in all horizontal directions and transmit relatively little energy towards the ground.

**APPENDIX C***Text of 47 U.S.C. § 332(c)(7)***(7) PRESERVATION OF LOCAL ZONING AUTHORITY.**

(A) **GENERAL AUTHORITY.** Except as provided in this paragraph, nothing in this Act shall limit or affect the authority of a State or local government or instrumentality thereof over decisions regarding the placement, construction, and modification of personal wireless service facilities.

(B) **LIMITATIONS.**

- (i) The regulation of the placement, construction, and modification of personal wireless service facilities by and State or local government or instrumentality thereof (I) shall not unreasonably discriminate among providers of functionally equivalent services; and (II) shall not prohibit or have the effect of prohibiting the provision of personal wireless services.
- (ii) A State or local government or instrumentality thereof shall act on any request for authorization to place, construct, or modify personal wireless service facilities within a reasonable period of time after the request is duly filed with such government or instrumentality, taking into account the nature and scope of such request.
- (iii) Any decision by a State or local government or instrumentality thereof to deny a request to place, construct, or modify personal wireless service facilities shall be in writing and supported by substantial evidence contained in a written record.
- (iv) No State or local government or instrumentality thereof may regulate the placement, construction, or modification of personal wireless service facilities on the basis of the environmental effects of radio frequency emissions to the extent that such facilities comply with the Commission's regulations concerning such emissions.
- (v) Any person adversely affected by any final action or failure to act by a State or local government or any instrumentality thereof that is inconsistent with this subparagraph may, within 30 days after such action or failure to act, commence an action in any court of competent jurisdiction. The court shall hear and decide such action on an expedited basis. Any person adversely affected by an act or failure to act by a State or local government or any instrumentality thereof that is inconsistent with clause (iv) may petition the Commission for relief.

(C) **DEFINITIONS.** For purposes of this paragraph

- (i) the term "personal wireless services" means commercial mobile services, unlicensed wireless services, and common carrier wireless exchange access services;
- (ii) the term "personal wireless service facilities" means facilities for the provision of personal wireless services; and
- (iii) the term "unlicensed wireless service" means the offering of telecommunications service using duly authorized devices which do not require individual licenses, but does not mean the provision of direct-to-home satellite services (as defined in section 303(v)).